

Report for Holy Spirit Spiritual Health Survey 2019

Response Counts

Completion Rate:

84%



Complete



363

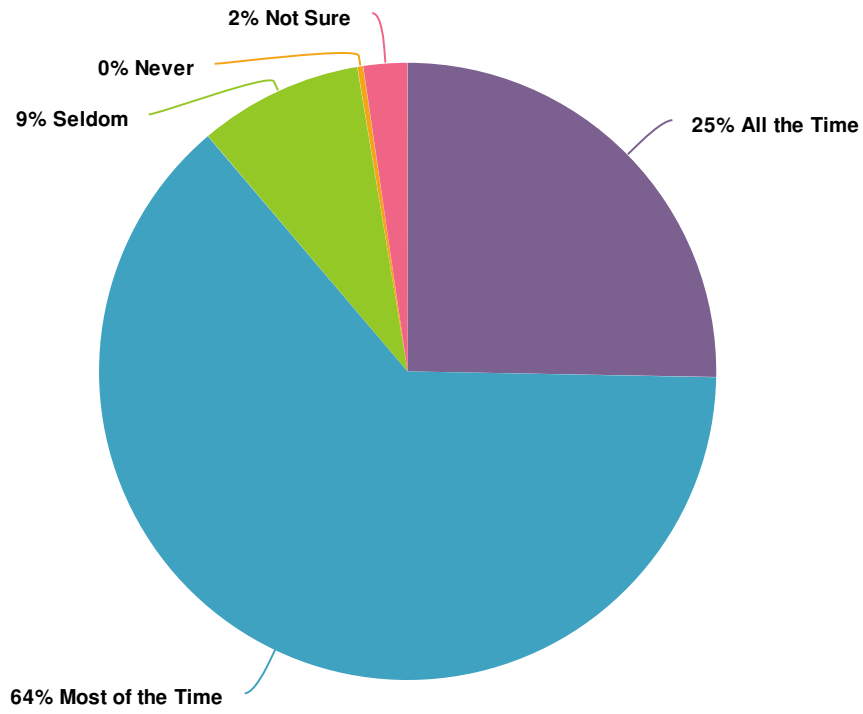
Partial



69

Totals: 432

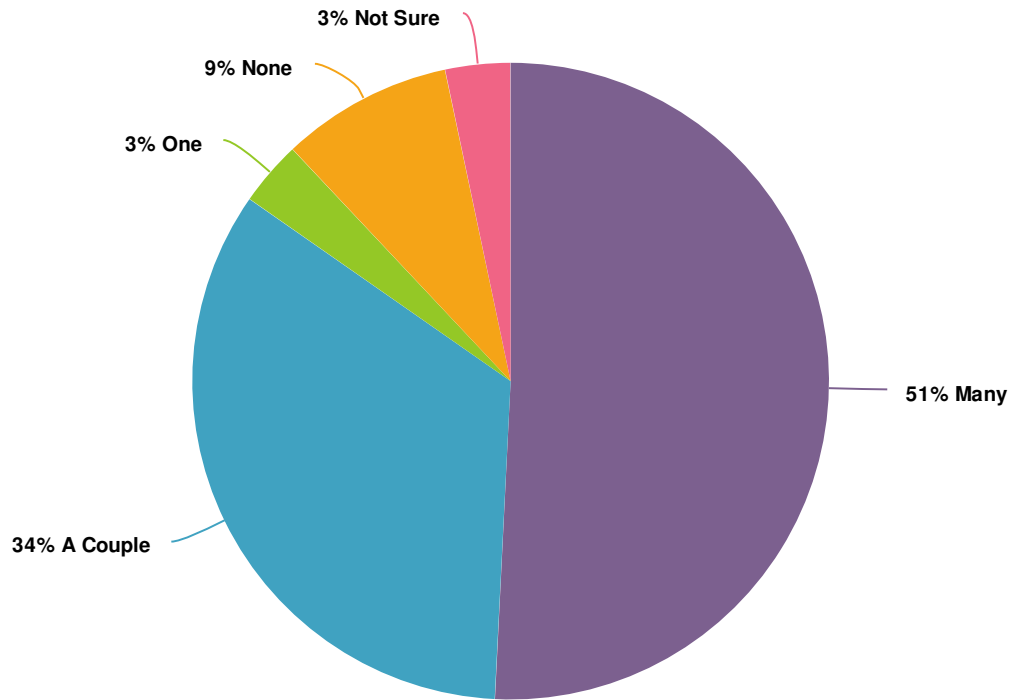
1. Am I fed spiritually here at the parish?



| Value | Percent | Responses |
|------------------|---------|-----------|
| All the Time | 25.3% | 100 |
| Most of the Time | 63.5% | 251 |
| Seldom | 8.6% | 34 |
| Never | 0.3% | 1 |
| Not Sure | 2.3% | 9 |

Totals: 395

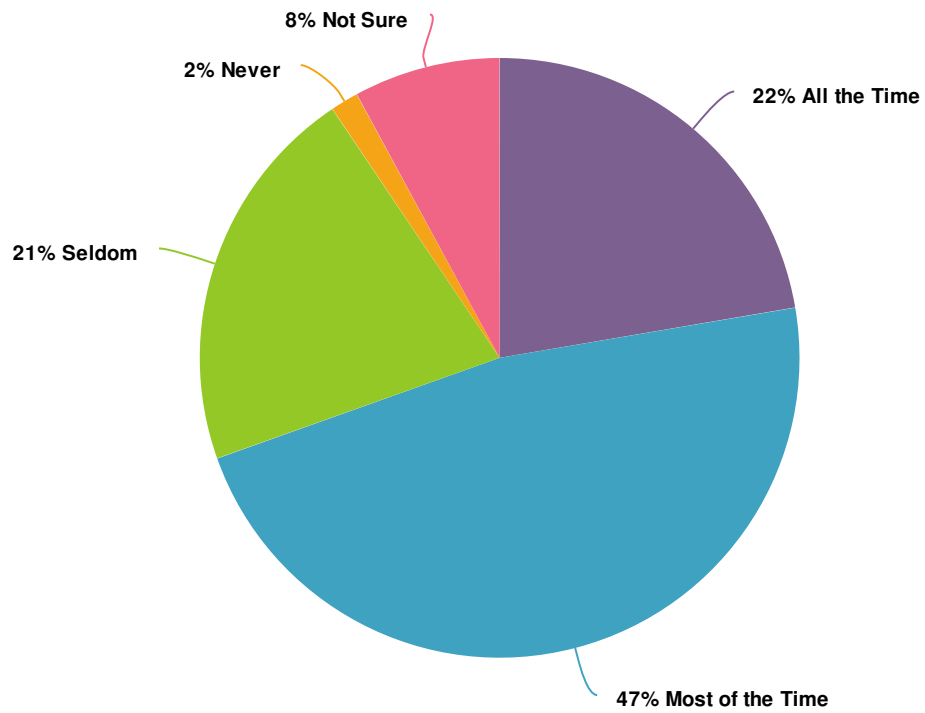
2. Have I made meaningful friendships in this parish?








| Value | Percent | Responses |
|----------|---------|-----------|
| Many | 50.8% | 199 |
| A Couple | 33.9% | 133 |
| One | 3.3% | 13 |
| None | 8.7% | 34 |
| Not Sure | 3.3% | 13 |

Totals: 392

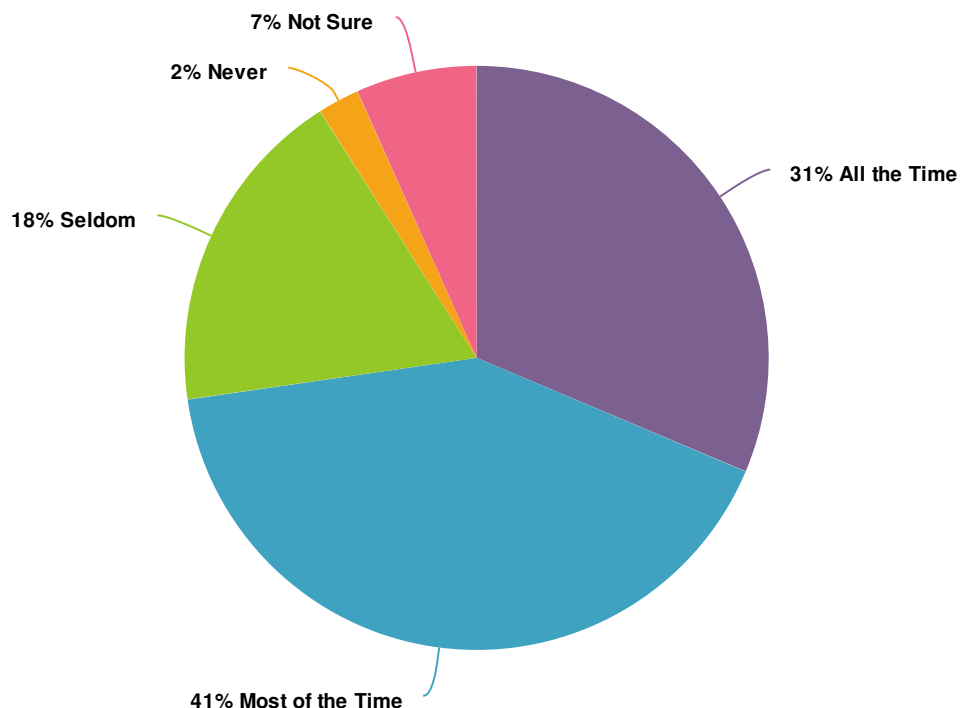
3. Are there opportunities for service or growth that appeal to me?



| Value | | Percent | Responses |
|------------------|---|---------|-----------|
| All the Time |  | 22.3% | 87 |
| Most of the Time |  | 47.2% | 184 |
| Seldom |  | 21.0% | 82 |
| Never |  | 1.5% | 6 |
| Not Sure |  | 7.9% | 31 |

Totals: 390

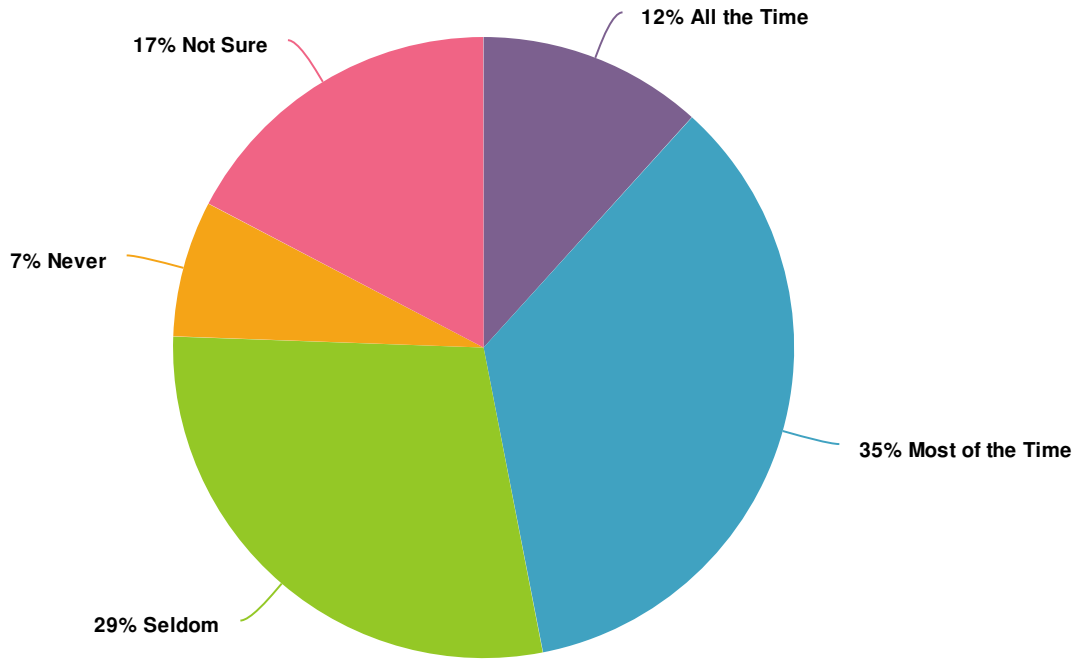
4. Do I have a sense that the parish leadership care that I am here?



| Value | Percent | Responses |
|------------------|---------|-----------|
| All the Time | 31.4% | 122 |
| Most of the Time | 41.4% | 161 |
| Seldom | 18.3% | 71 |
| Never | 2.3% | 9 |
| Not Sure | 6.7% | 26 |

Totals: 389

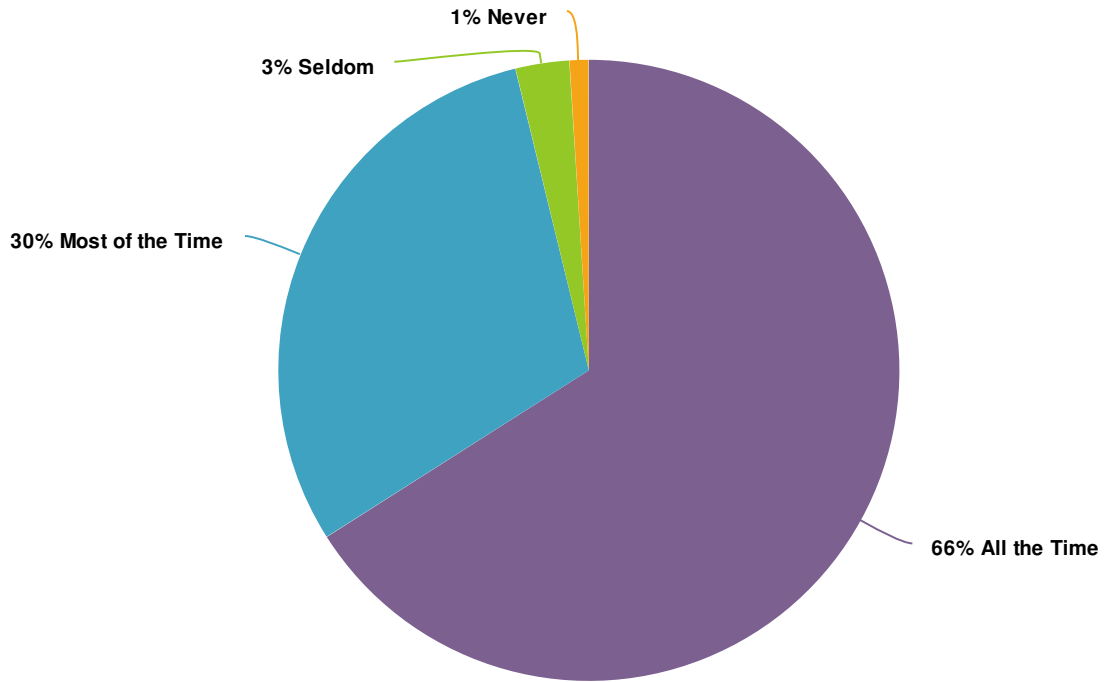
5. Do I feel my opinion counts in the parish?







| Value | Percent | Responses |
|------------------|---------|-----------|
| All the Time | 11.7% | 46 |
| Most of the Time | 35.2% | 138 |
| Seldom | 28.6% | 112 |
| Never | 7.1% | 28 |
| Not Sure | 17.3% | 68 |

Totals: 392

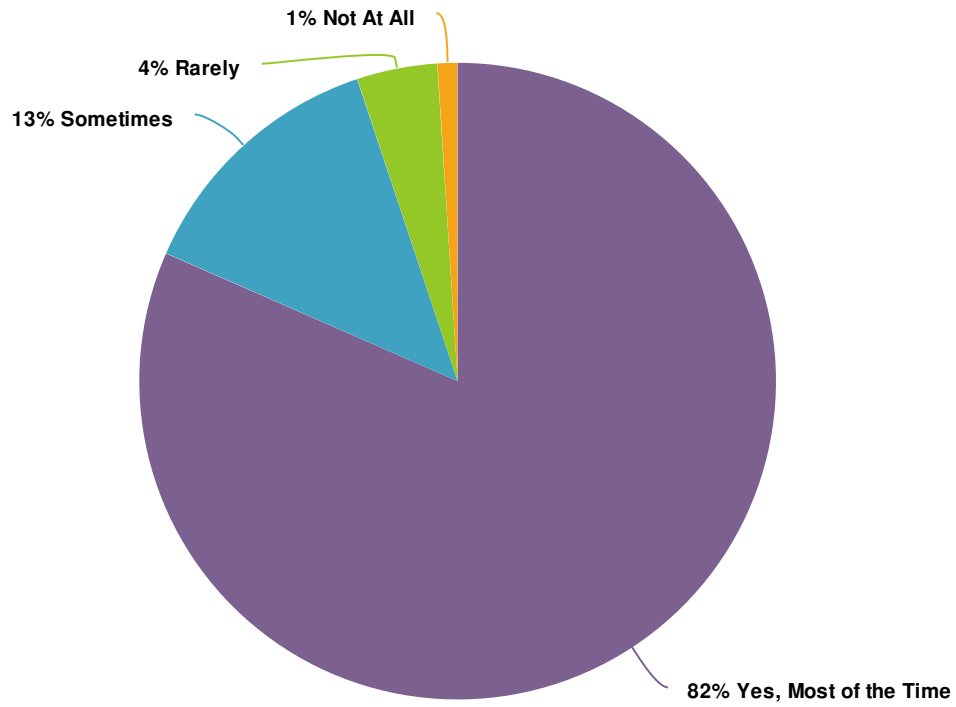
6. Am I greeted warmly when I go to Church?







| Value | | Percent | Responses |
|------------------|---|---------|-----------|
| All the Time |  | 66.0% | 258 |
| Most of the Time |  | 30.2% | 118 |
| Seldom |  | 2.8% | 11 |
| Never |  | 1.0% | 4 |

Totals: 391

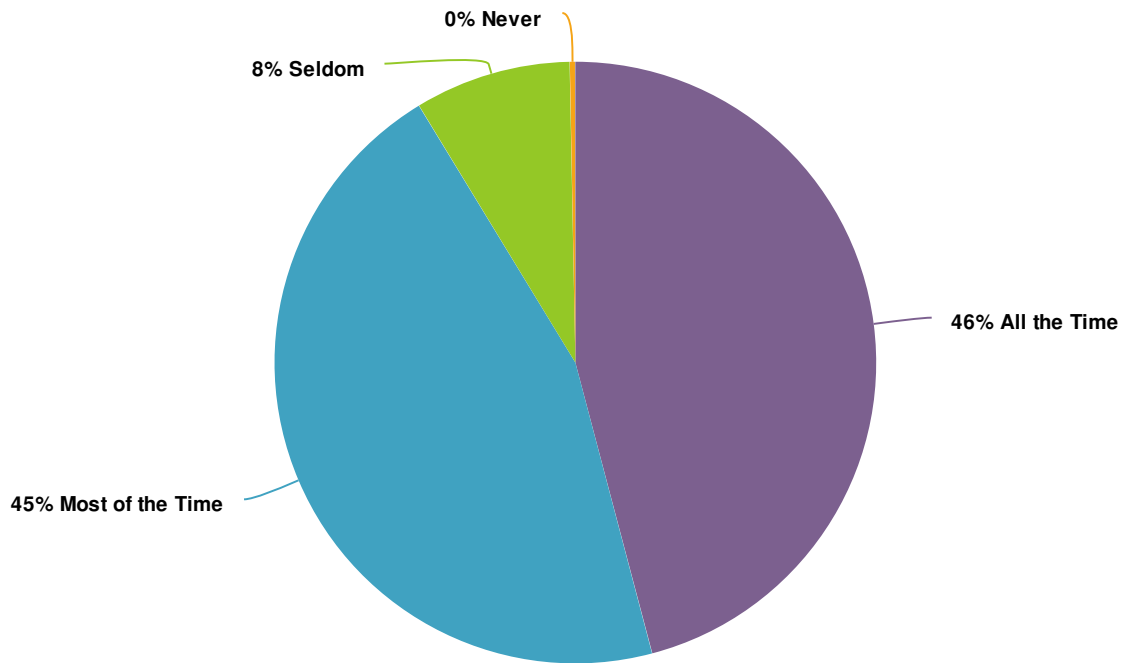
7. Do I enjoy attending Mass here?







| Value | | Percent | Responses |
|-----------------------|---|---------|-----------|
| Yes, Most of the Time |  | 81.5% | 318 |
| Sometimes |  | 13.3% | 52 |
| Rarely |  | 4.1% | 16 |
| Not At All |  | 1.0% | 4 |

Totals: 390

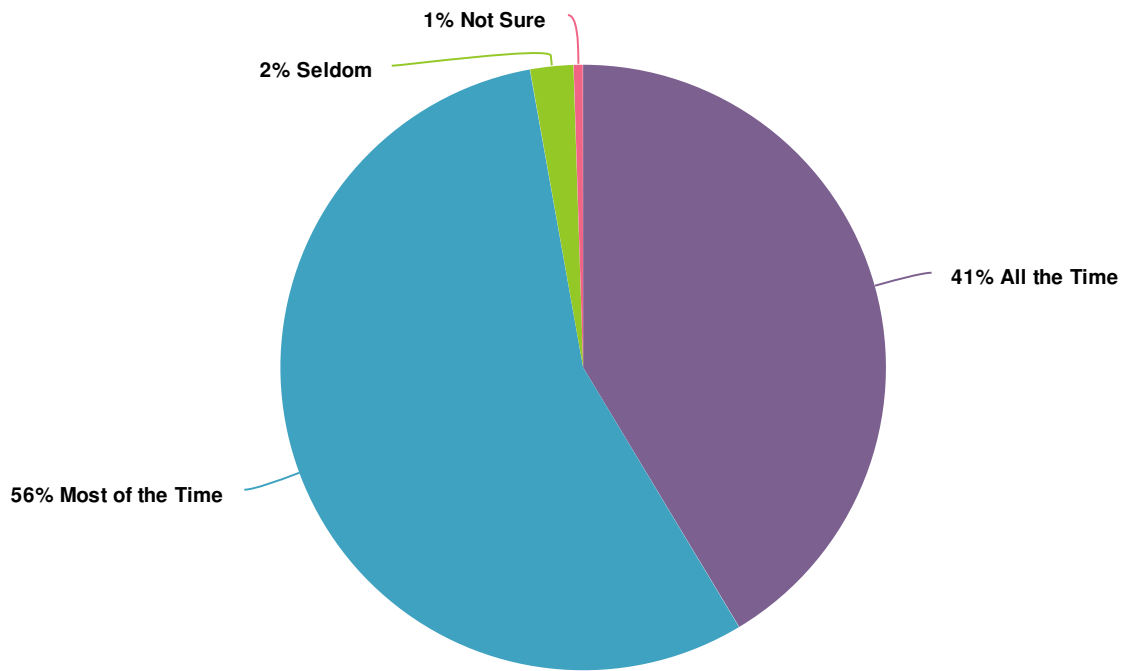
8. How often do I pray outside of Mass?







| Value | | Percent | Responses |
|------------------|---|---------|-----------|
| All the Time |  | 45.9% | 180 |
| Most of the Time |  | 45.4% | 178 |
| Seldom |  | 8.4% | 33 |
| Never |  | 0.3% | 1 |

Totals: 392

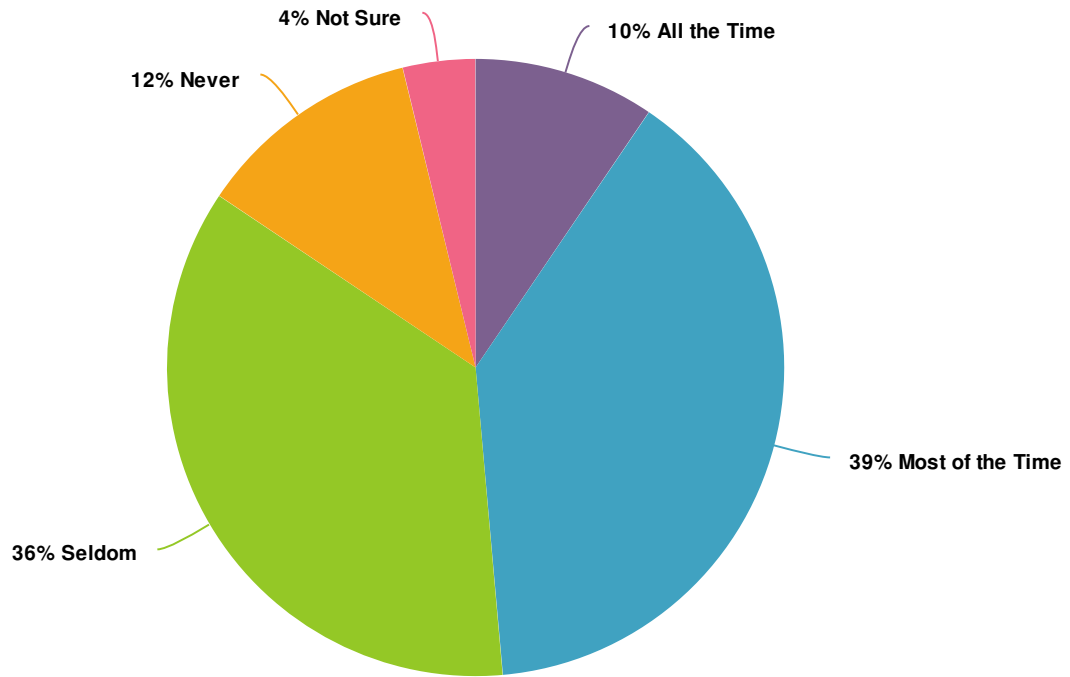
9. Does my faith seem to affect all aspects of my life?








| Value | | Percent | Responses |
|------------------|---|---------|-----------|
| All the Time |  | 41.4% | 162 |
| Most of the Time |  | 55.8% | 218 |
| Seldom |  | 2.3% | 9 |
| Not Sure |  | 0.5% | 2 |

Totals: 391

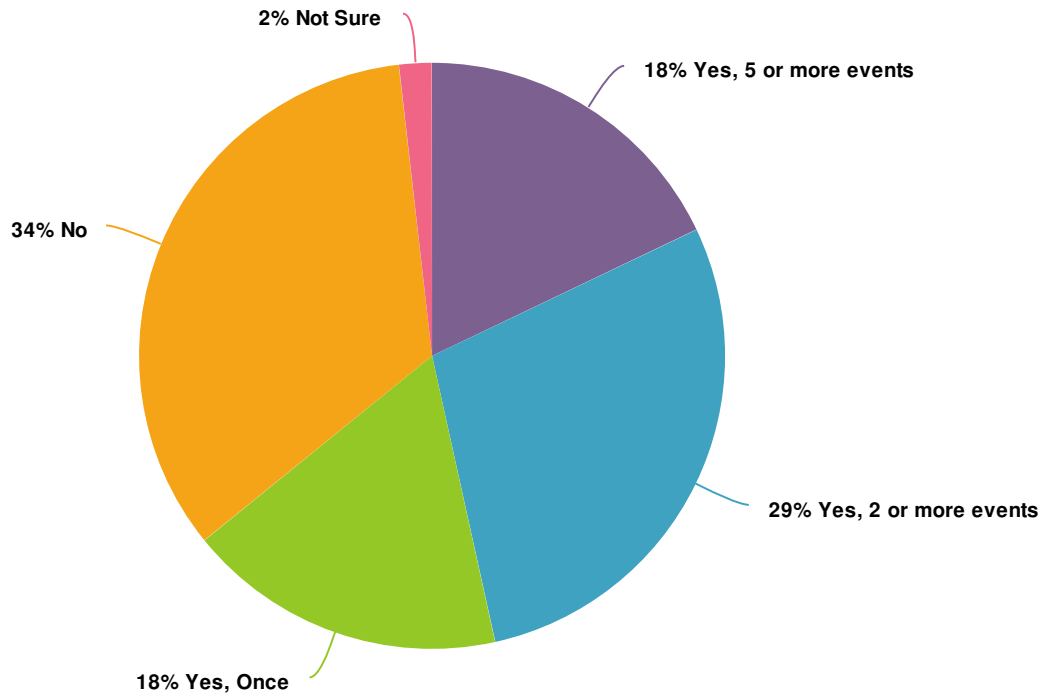
10. How often do I share my talents with the parish?



| Value | | Percent | Responses |
|------------------|---|---------|-----------|
| All the Time |  | 9.5% | 37 |
| Most of the Time |  | 39.1% | 153 |
| Seldom |  | 35.8% | 140 |
| Never |  | 11.8% | 46 |
| Not Sure |  | 3.8% | 15 |

Totals: 391

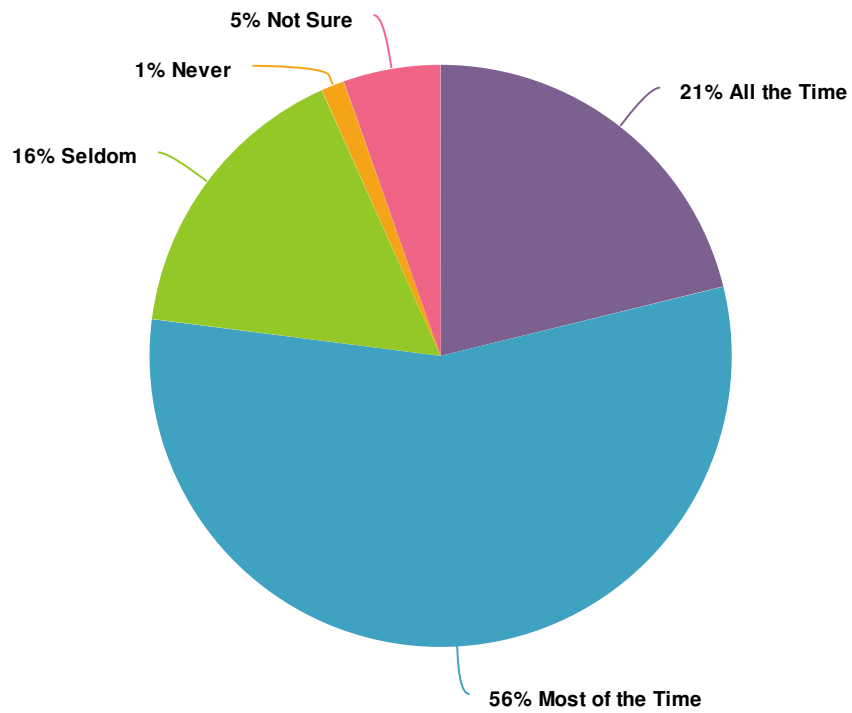
11. Have I attended a parish function outside of Mass in the last 4 months?








| Value | Percent | Responses |
|-----------------------|---------|-----------|
| Yes, 5 or more events | 17.9% | 70 |
| Yes, 2 or more events | 28.6% | 112 |
| Yes, Once | 17.6% | 69 |
| No | 34.0% | 133 |
| Not Sure | 1.8% | 7 |

Totals: 391

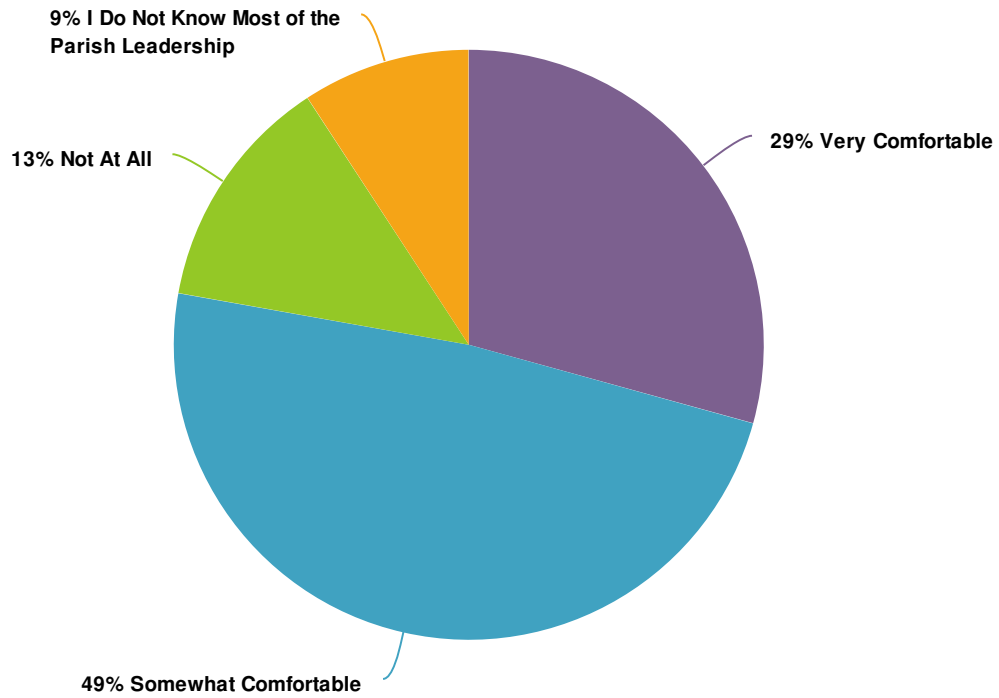
12. Do I feel encouraged to give of myself to others?







| Value | | Percent | Responses |
|------------------|---|---------|-----------|
| All the Time |  | 21.2% | 83 |
| Most of the Time |  | 55.9% | 219 |
| Seldom |  | 16.3% | 64 |
| Never |  | 1.3% | 5 |
| Not Sure |  | 5.4% | 21 |

Totals: 392

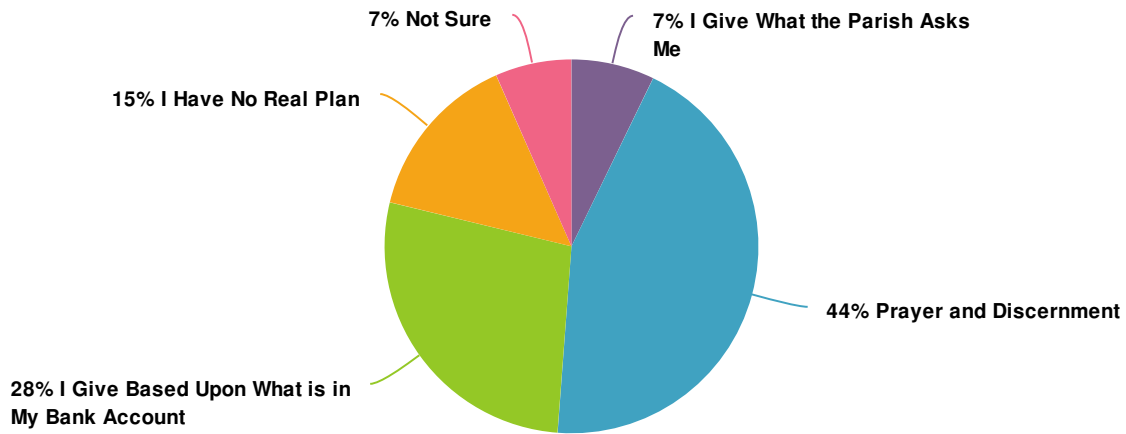
13. Do I feel comfortable reaching out to parish leadership?



| Value | | Percent | Responses |
|---|---|---------|-----------|
| Very Comfortable |  | 29.3% | 115 |
| Somewhat Comfortable |  | 48.5% | 190 |
| Not At All |  | 13.0% | 51 |
| I Do Not Know Most of the Parish Leadership |  | 9.2% | 36 |

Totals: 392

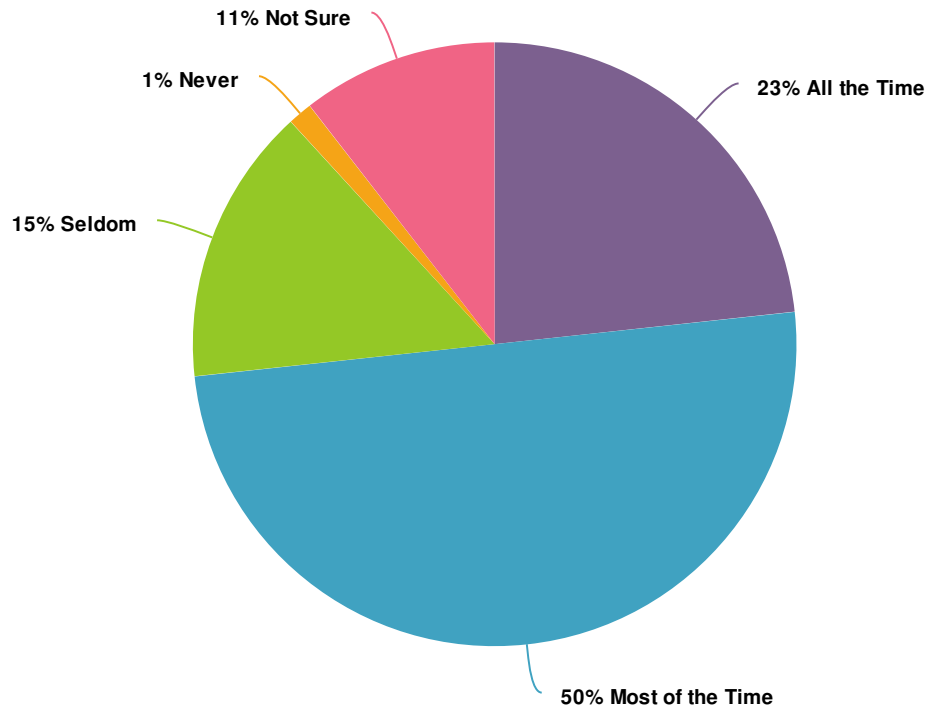
14. How do I determine what I will give financially to my parish?








| Value | Percent | Responses |
|--|---------|-----------|
| I Give What the Parish Asks Me | 7.2% | 28 |
| Prayer and Discernment | 44.0% | 172 |
| I Give Based Upon What is in My Bank Account | 27.6% | 108 |
| I Have No Real Plan | 14.6% | 57 |
| Not Sure | 6.6% | 26 |

Totals: 391

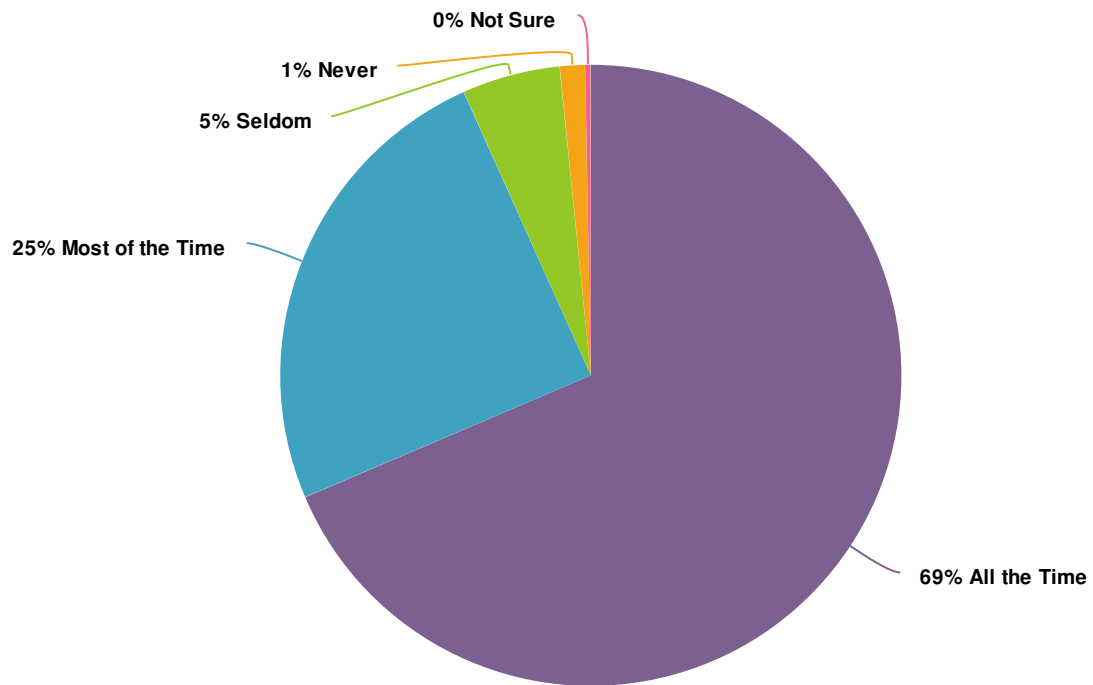
15. Do I feel what I give makes any real difference in my parish?








| Value | | Percent | Responses |
|------------------|---|---------|-----------|
| All the Time |  | 23.3% | 91 |
| Most of the Time |  | 50.0% | 195 |
| Seldom |  | 14.9% | 58 |
| Never |  | 1.3% | 5 |
| Not Sure |  | 10.5% | 41 |

Totals: 390

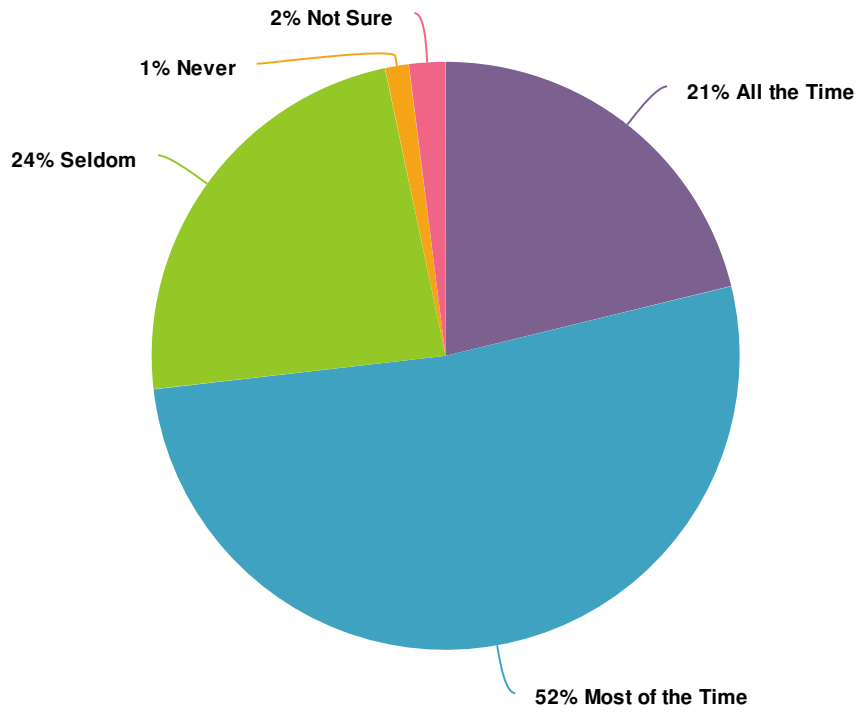
16. Do I identify myself as a parishioner to others outside of church?








| Value | | Percent | Responses |
|------------------|---|---------|-----------|
| All the Time |  | 68.6% | 269 |
| Most of the Time |  | 24.7% | 97 |
| Seldom |  | 5.1% | 20 |
| Never |  | 1.3% | 5 |
| Not Sure |  | 0.3% | 1 |

Totals: 392

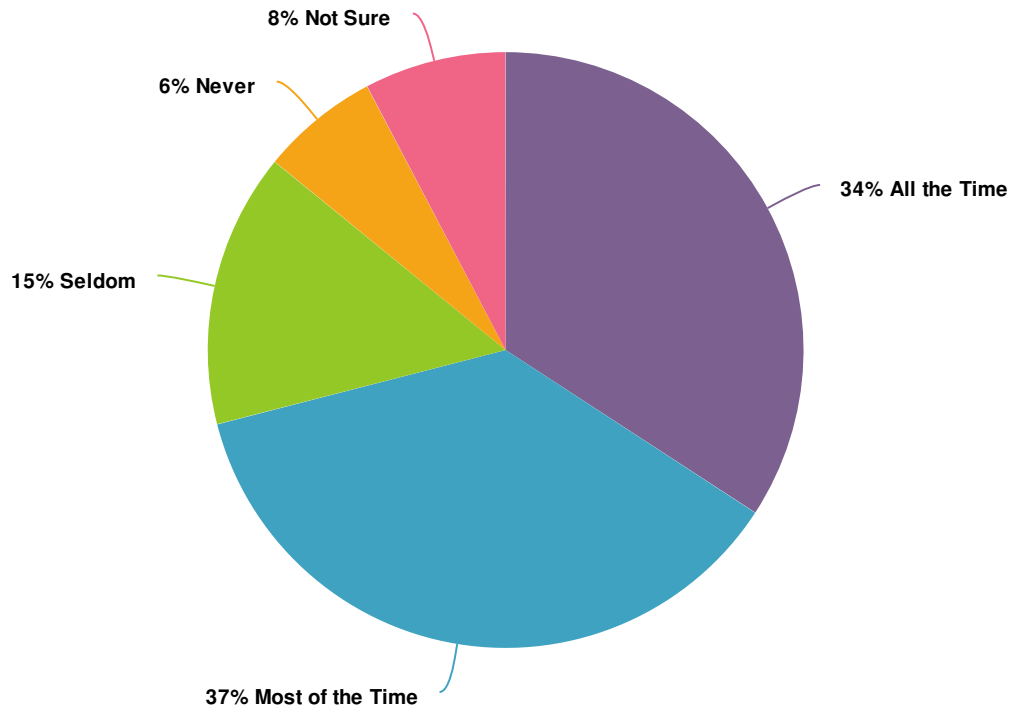
17. Do I think about the parish at all during the week after Sunday Mass?








| Value | | Percent | Responses |
|------------------|---|---------|-----------|
| All the Time |  | 21.2% | 83 |
| Most of the Time |  | 52.0% | 204 |
| Seldom |  | 23.5% | 92 |
| Never |  | 1.3% | 5 |
| Not Sure |  | 2.0% | 8 |

Totals: 392

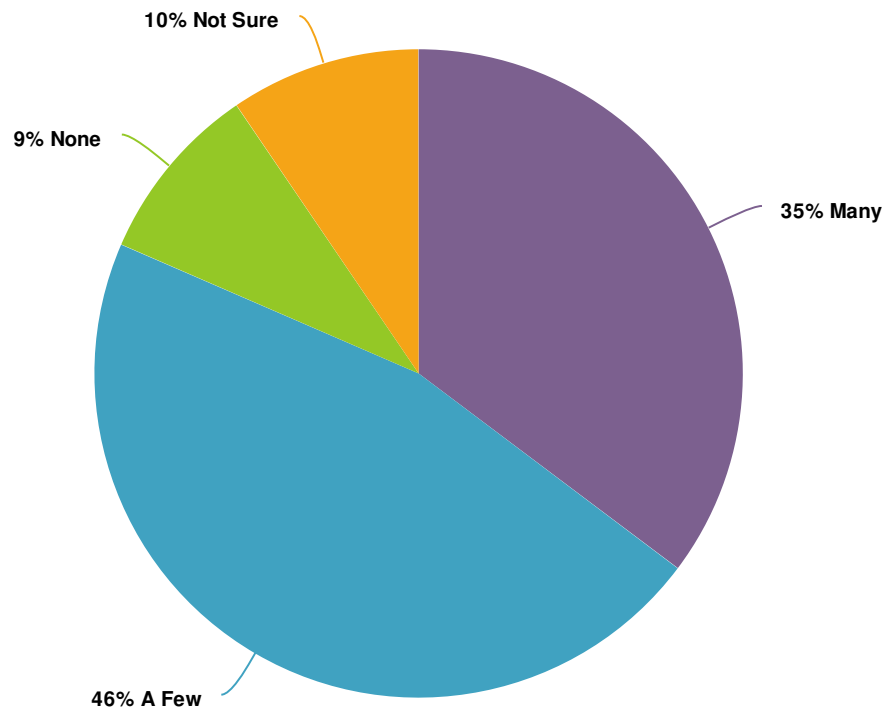
18. If I were in a difficult situation, would I feel comfortable to reach out to parish leadership or fellow parishioners?







| Value | | Percent | Responses |
|------------------|---|---------|-----------|
| All the Time |  | 34.2% | 133 |
| Most of the Time |  | 36.8% | 143 |
| Seldom |  | 14.9% | 58 |
| Never |  | 6.4% | 25 |
| Not Sure |  | 7.7% | 30 |

Totals: 389

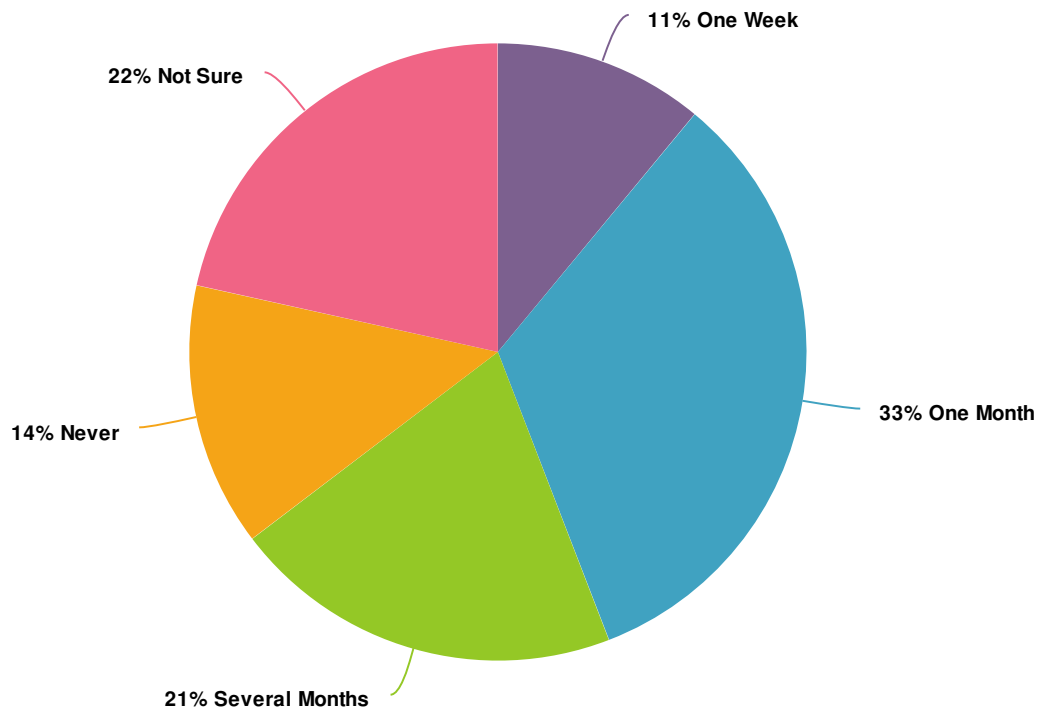
19. Are there any concrete signs in my life where people can see I belong to the parish?



| Value | | Percent | Responses |
|----------|---|---------|-----------|
| Many |  | 35.3% | 138 |
| A Few |  | 46.3% | 181 |
| None |  | 9.0% | 35 |
| Not Sure |  | 9.5% | 37 |

Totals: 391

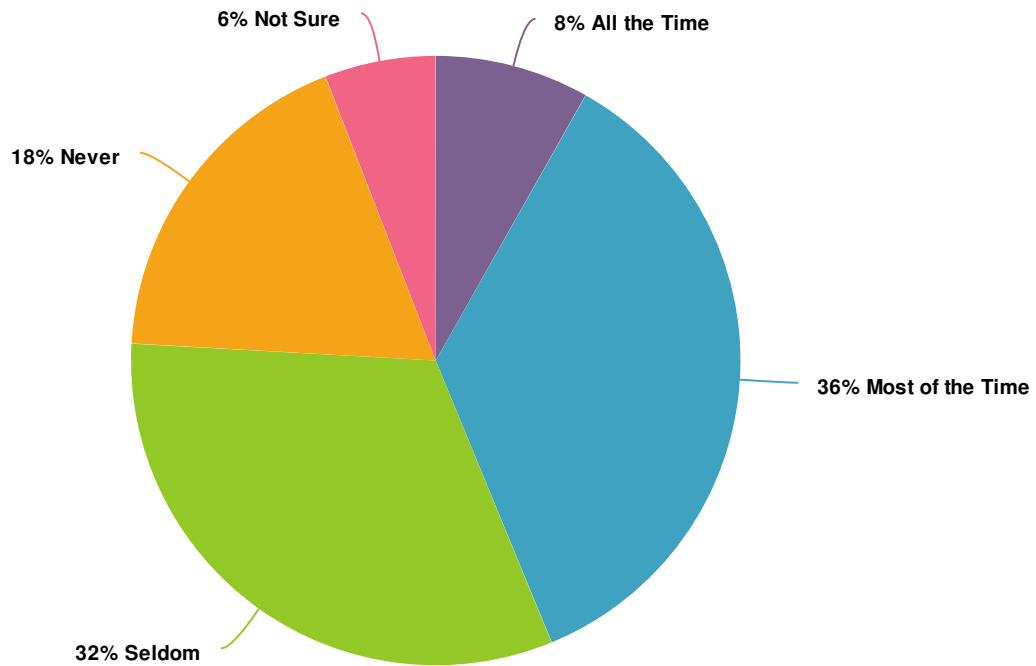
20. If I changed parishes, how long do I think it would take for someone to notice?



| Value | Percent | Responses |
|----------------|---------|-----------|
| One Week | 11.0% | 43 |
| One Month | 33.1% | 129 |
| Several Months | 20.5% | 80 |
| Never | 13.8% | 54 |
| Not Sure | 21.5% | 84 |

Totals: 390

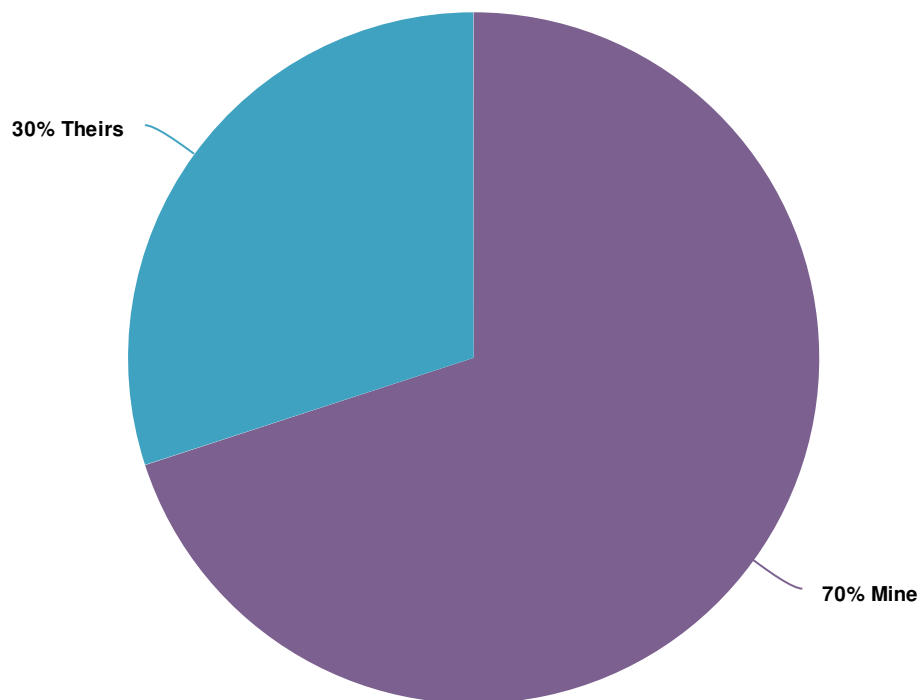
21. Have I been personally called on by parish leadership to give of myself?





| Value | Percent | Responses |
|------------------|---------|-----------|
| All the Time | 8.2% | 32 |
| Most of the Time | 35.6% | 139 |
| Seldom | 32.1% | 125 |
| Never | 18.2% | 71 |
| Not Sure | 5.9% | 23 |

Totals: 390

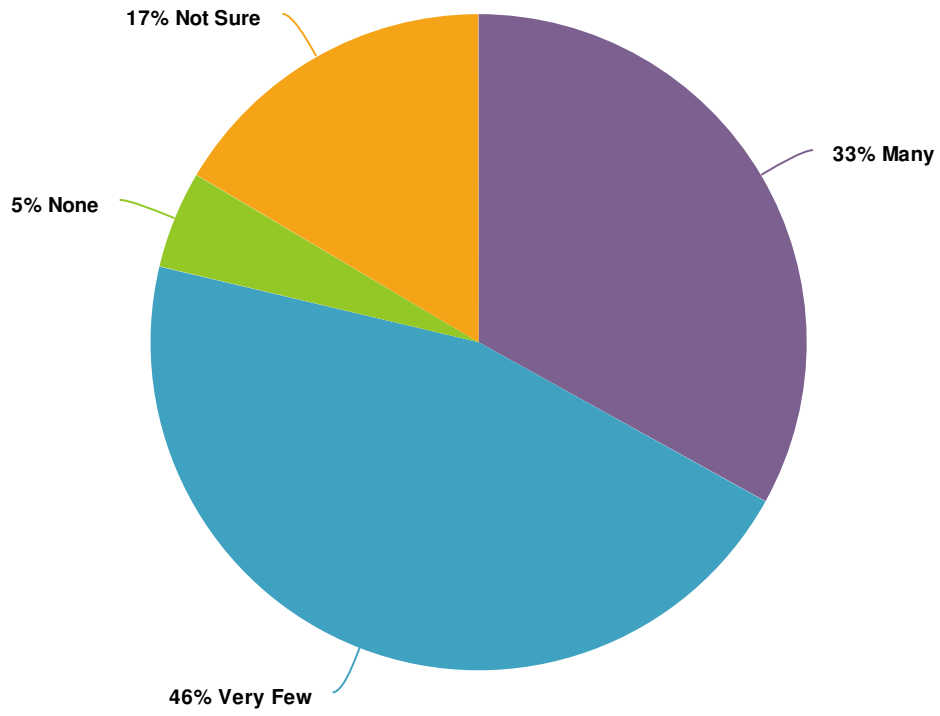
22. Do I see the parish as mine or theirs?



| Value | | Percent | Responses |
|--------|---|---------|-----------|
| Mine |  | 70.0% | 271 |
| Theirs |  | 30.0% | 116 |

Totals: 387

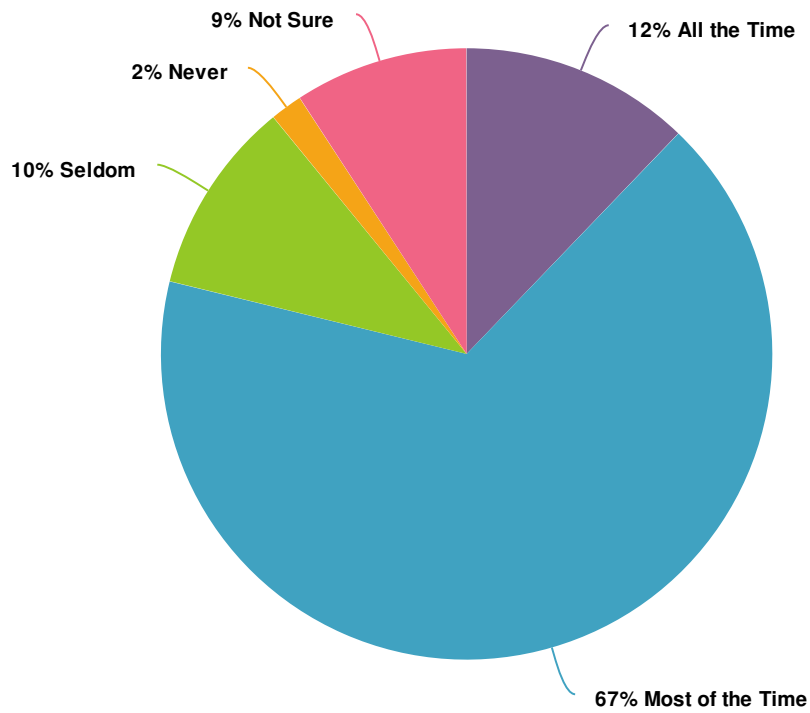
23. Do I notice any changes in the activities of the parish in the past 2 years?








| Value | Percent | Responses |
|----------|---------|-----------|
| Many | 33.1% | 118 |
| Very Few | 45.7% | 163 |
| None | 4.8% | 17 |
| Not Sure | 16.5% | 59 |

Totals: 357

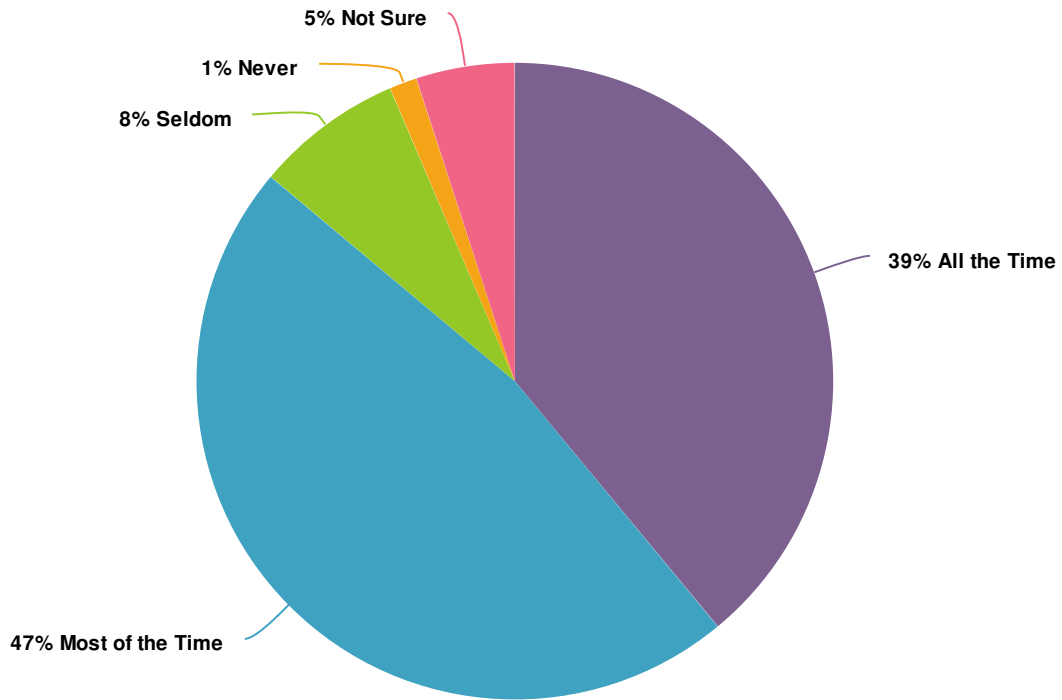
24. Do I believe that the parish is on the right track?



| Value | | Percent | Responses |
|------------------|---|---------|-----------|
| All the Time |  | 12.2% | 44 |
| Most of the Time |  | 66.7% | 240 |
| Seldom |  | 10.3% | 37 |
| Never |  | 1.7% | 6 |
| Not Sure |  | 9.2% | 33 |

Totals: 360

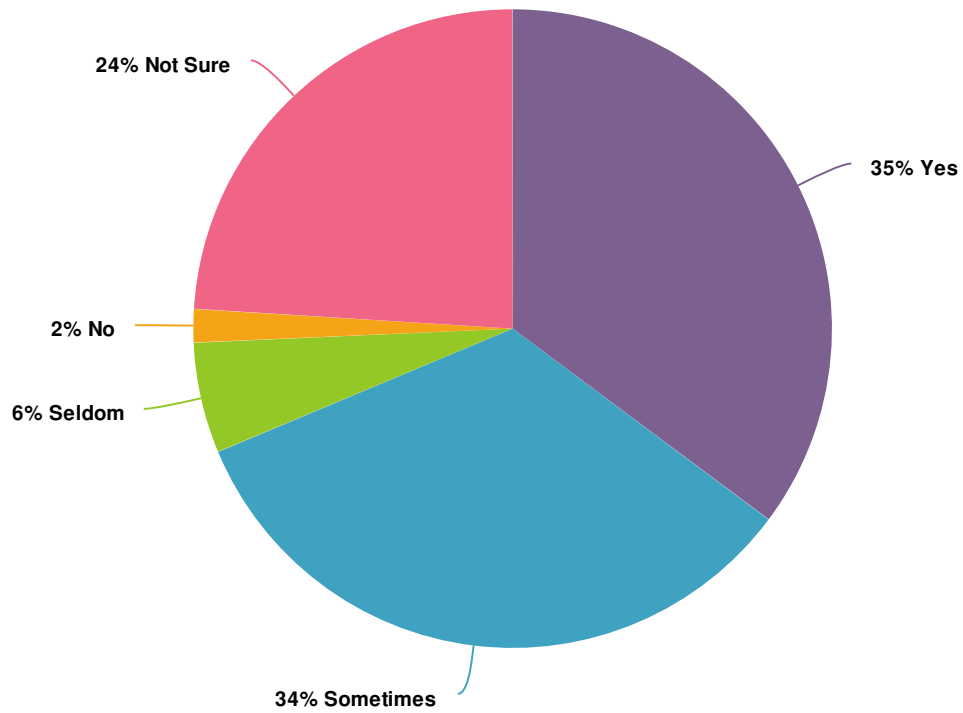
25. Do I think the parish staff is responsive to me and courteous?








| Value | Percent | Responses |
|------------------|---------|-----------|
| All the Time | 39.0% | 140 |
| Most of the Time | 47.1% | 169 |
| Seldom | 7.5% | 27 |
| Never | 1.4% | 5 |
| Not Sure | 5.0% | 18 |

Totals: 359

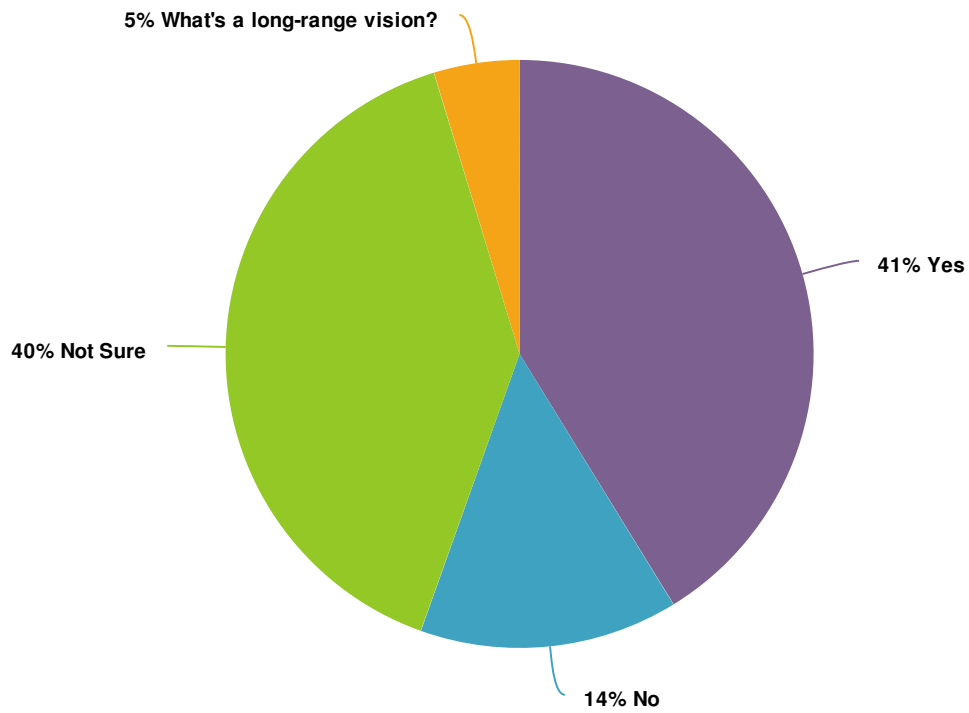
26. Is there a general hunger in the parish for greater spiritual growth?



| Value | | Percent | Responses |
|-----------|---|---------|-----------|
| Yes |  | 35.2% | 126 |
| Sometimes |  | 33.5% | 120 |
| Seldom |  | 5.6% | 20 |
| No |  | 1.7% | 6 |
| Not Sure |  | 24.0% | 86 |

Totals: 358

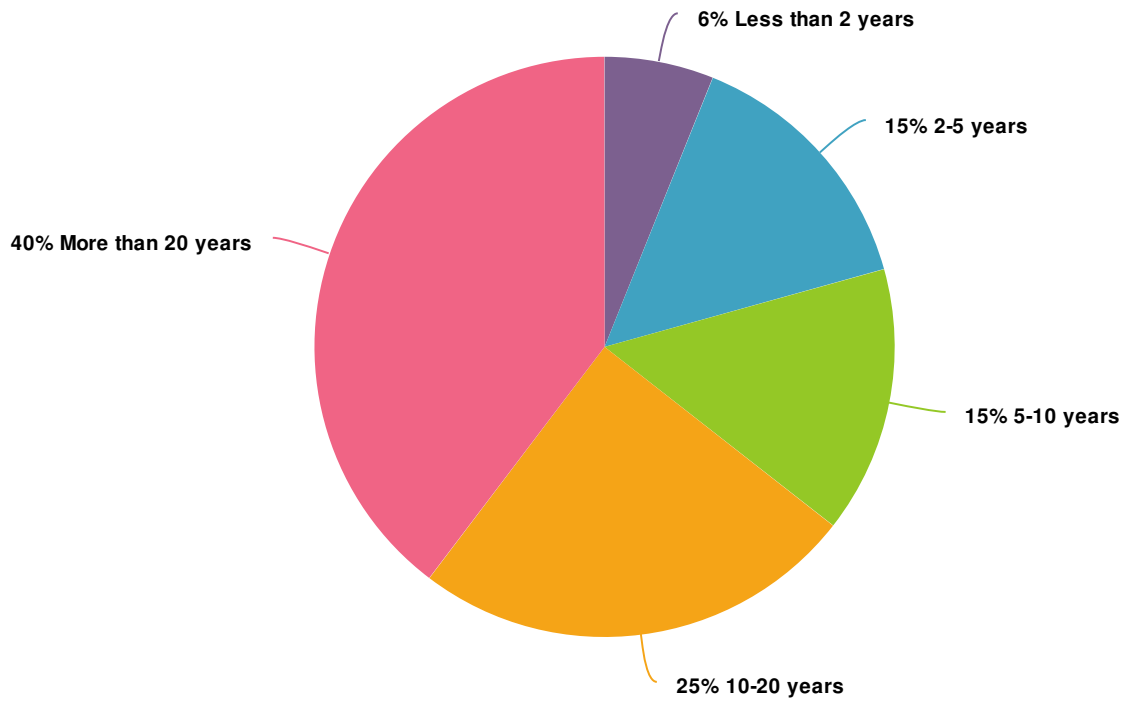
27. Do you have a sense we have a long-range parish vision?








| Value | Percent | Responses |
|-----------------------------|---------|-----------|
| Yes | 41.2% | 148 |
| No | 14.2% | 51 |
| Not Sure | 39.8% | 143 |
| What's a long-range vision? | 4.7% | 17 |

Totals: 359

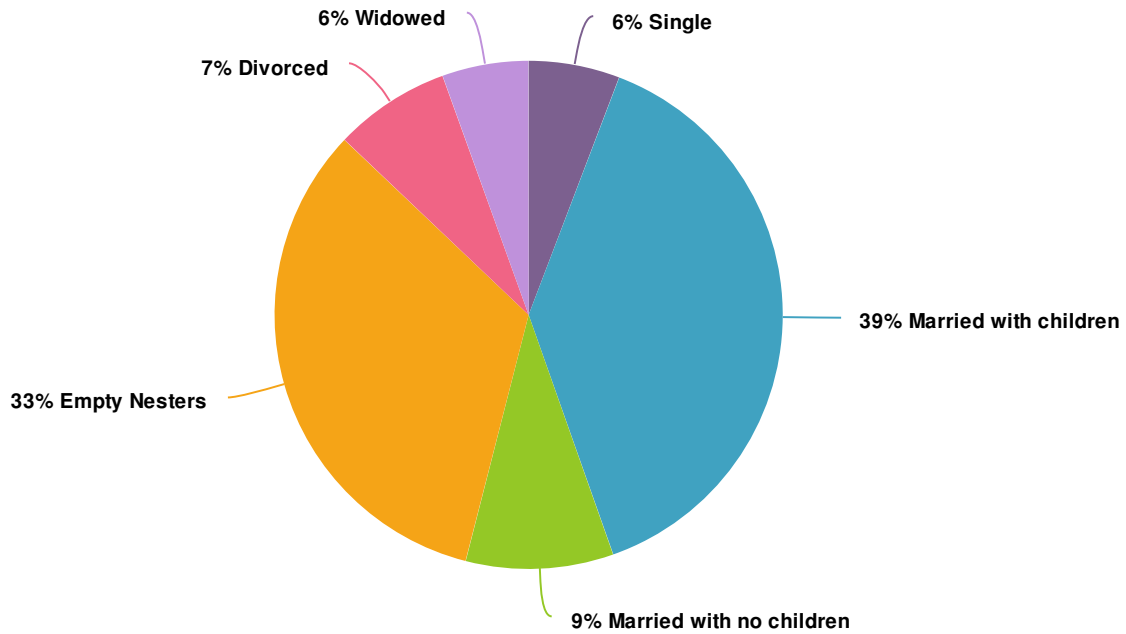
28. How long have I been in the parish?



| Value | | Percent | Responses |
|--------------------|---|---------|-----------|
| Less than 2 years |  | 6.1% | 22 |
| 2-5 years |  | 14.6% | 53 |
| 5-10 years |  | 14.9% | 54 |
| 10-20 years |  | 24.8% | 90 |
| More than 20 years |  | 39.7% | 144 |

Totals: 363

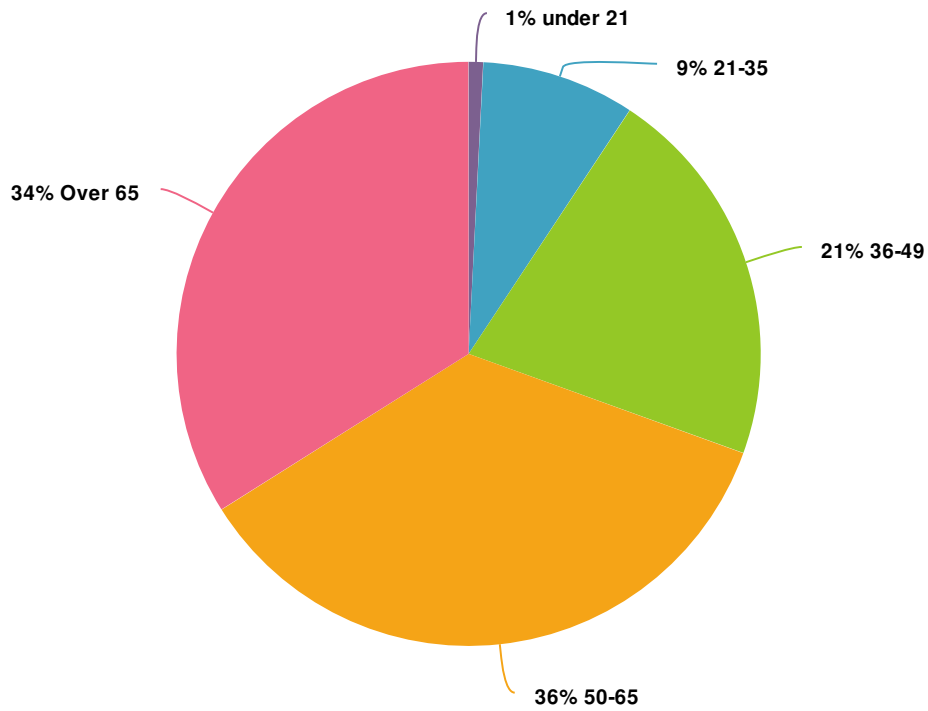
29. What is my current state in life?



| Value | Percent | Responses |
|--------------------------|---------|-----------|
| Single | 5.8% | 21 |
| Married with children | 38.8% | 141 |
| Married with no children | 9.4% | 34 |
| Empty Nesters | 33.1% | 120 |
| Divorced | 7.4% | 27 |
| Widowed | 5.5% | 20 |

Totals: 363

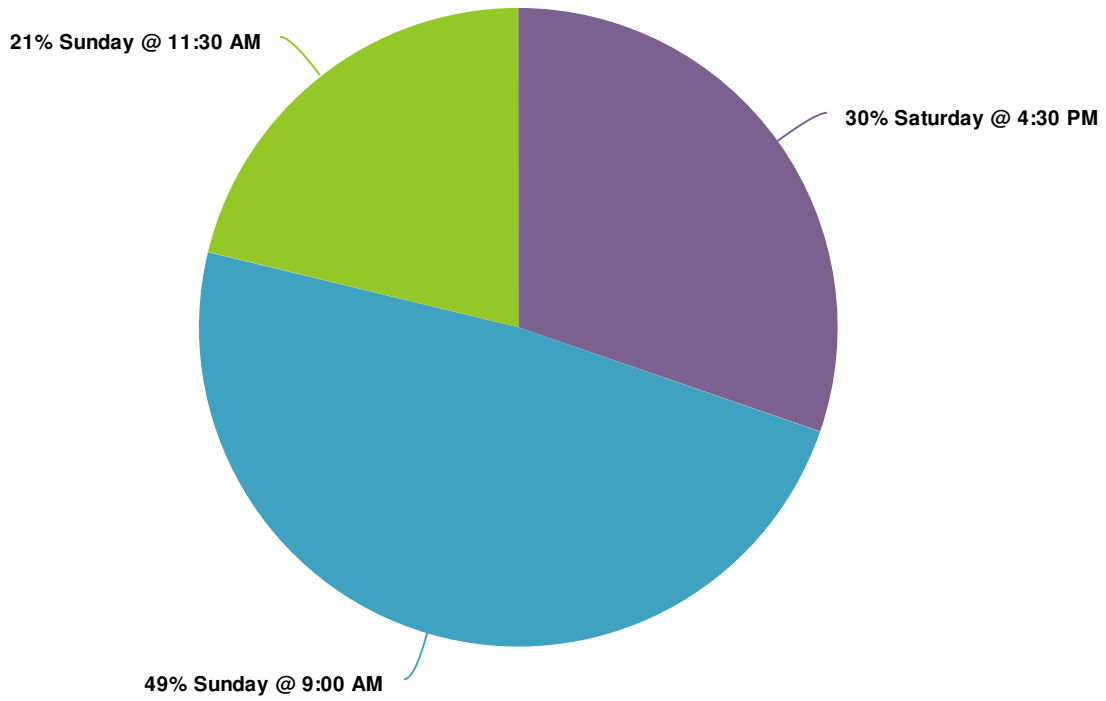
30. What is my age?



| Value | | Percent | Responses |
|----------|--|---------|-----------|
| under 21 | <div style="width: 0.8%; height: 15px; background-color: gray;"></div> | 0.8% | 3 |
| 21-35 | <div style="width: 8.5%; height: 15px; background-color: gray; position: relative;"><div style="width: 8.5%; height: 15px; background-color: blue;"></div></div> | 8.5% | 31 |
| 36-49 | <div style="width: 21.2%; height: 15px; background-color: gray; position: relative;"><div style="width: 21.2%; height: 15px; background-color: green;"></div></div> | 21.2% | 77 |
| 50-65 | <div style="width: 35.5%; height: 15px; background-color: gray; position: relative;"><div style="width: 35.5%; height: 15px; background-color: orange;"></div></div> | 35.5% | 129 |
| Over 65 | <div style="width: 33.9%; height: 15px; background-color: gray; position: relative;"><div style="width: 33.9%; height: 15px; background-color: pink;"></div></div> | 33.9% | 123 |

Totals: 363

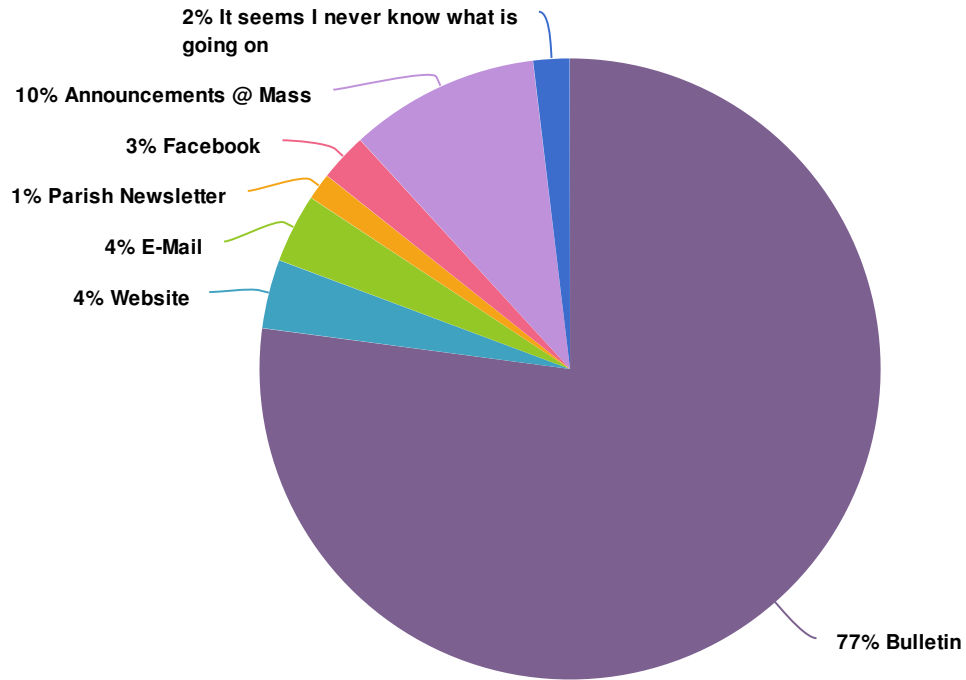
31. Which Mass do I attend most frequently?



| Value | Percent | Responses |
|--------------------|---------|-----------|
| Saturday @ 4:30 PM | 30.3% | 110 |
| Sunday @ 9:00 AM | 48.5% | 176 |
| Sunday @ 11:30 AM | 21.2% | 77 |

Totals: 363

32. How do I get most of my parish information?



| Value | Percent | Responses |
|--|---------|-----------|
| Bulletin | 77.1% | 280 |
| Website | 3.6% | 13 |
| E-Mail | 3.6% | 13 |
| Parish Newsletter | 1.4% | 5 |
| Facebook | 2.5% | 9 |
| Announcements @ Mass | 9.9% | 36 |
| It seems I never know what is going on | 1.9% | 7 |

Totals: 363